




MAWS

Montana Association of Weavers and Spinners

**2016
Convention
Info Inside!**

January, 2016

In this issue...



**It's almost
time to
register for
the MAWS
Convention!
Look inside
for details.**

As always, it is your user-submitted content that helps makes this newsletter great. Please email any photos or articles you have that relate to your guild, fiber, fiber animals or anything MAWS related to traceyhensen@gmail.com or tag me (Tracey Hensen) in your fibery Facebook posts!

Classified Ads	p. 2
Board Members	p. 2
Upcoming Events	p. 3
Conference Information	
- Guild Booths	p. 3
- General and Registration Information	p.4-5
- Revised Vendor Application Form	p. 6
- Scholarship Form	p. 9
- Scholarship Application Form	p. 7-8
Tip of the Month	p. 8
Western Pleasure Basket Retreat	p. 9
News from our Guilds ..	p. 10-11
Found on Facebook	p. 12-13
Prairie Handspinners Demonstration	p. 14
Prairie Handspinners Christmas Party	p. 15-16
Raven Ridge Fiber Arts .	p. 17
Mountain Colors Dye Day	p. 18-20
History of MAWS	p. 21
Montana Wool Growers	p. 22
MAWS Grants	p. 23

**Check out the
MAWS website for info
and photos!**

Visit www.mawsonline.org

Classified Ads

For Sale: 1973 Nagy Vintage Spinning Wheel
6 original bobbins, scotch tension, includes
original niddy noddy
\$1.295
Contact Sylvia: c402bbblack@yahoo.com

**FOR
SALE!**



Classified ads are free to MAWS members.
Send your ads to traceyhensen@gmail.com by
April 1st for inclusion in the next newsletter.

Workin' on wheels

From Steve McEwen: Parlor wheels are my favorites to restore. This little Bavarian slanty/split deck dates to the mid 1800's. I replaced the flyer, bobbin (cherry wood), bearings, pins and leather treadle hinges. Most of the wheel is original. Note the little hooks under the deck where the bells once hung. This little lady (less than 2' tall) spins a very nice lace weight fiber.



Maws Board Members

President - Sylvia Callantine

P.O. Box 793

Ronan, MT 59864

406-833-2810 • c402bbblack@yahoo.com

Past President - Judie Overbeek

2953 Rufenach Lane

Kalispell, MT 59901

406-257-6520 • overbeekr@montanasky.com

Treasurer - Linda Shelhamer

446 Tabriz Drive

Billings, MT 59105

406-259-9160 • shara@bresnan.net

Newsletter Editor/Secretary

- Tracey Hensen

1016 W. Montana

Lewistown, MT 59457

406-366-3738 • traceyhensen@gmail.com

Internet Coordinator - Kathy O'Hern

ohern_1@mawsonline.org

**Joan Goldstein - 2016 Conference
Chair**

Members-at-Large

Vanetta Burton

9200 Butler Creek Road

Missoula, MT 59808

406-214-6756 • battenbird@yahoo.com

Gwen Haferkamp

136 Sam Leo Road

Miles City, MT 59301

406-234-7603 • gwenmrh@midrivers.com

Mary Melander

86 Landmark

Belgrade, MT 59714

mmmelander@earthlink.net

Susan Lohmuller

- (Also HGA Representative)

P.O. Box 522

Lewistown, MT 59457

406-538-2596 • susanlohmuller@gmail.com

Bev Polk

PO Box 61

Wilsall, MT 59086

btpolk@q.com

Julienne Valentine

14364 Community Lane

Big Fork, MT 59911

406-890-5683 • jvalentine@montanasky.com

calling all Montana Guild Booths!!! MAWS 2016 Fibers on the Flathead conference June 23 - 25, 2016

It's time to plan your Guild's booth! Spaces will be in the Retreat Center, which will also be home for Open Show entries, so attendance will be high. All booths must be self-standing. Booth set up is Friday, June 24 from 7:30 am – 9:00 am. Take down will be Sunday, June 26 from 8 am – 10 am.

Power outlets are very limited, so please bring extension cords and tape to secure cords if lighting will be needed for your booth.

The guild booth/open show space will transition from being Robyn Spady's weaving classroom, so there will be a lot of tables there. More than needed for the open show. So if guilds let us know approximately what size table they would like, we should be able to accommodate them.

The more we know up front, the more easily we will be able to assist you with your

set-up needs.

The conference theme is Fibers on the Flathead, and colors are green, blue and yellow. The Flathead encompasses the lake and its shores, the mountains and valleys, and the Flathead Indian Reservation – deep water surrounded by mountains.

Prizes will be awarded for Best Use of Color, Best Use of Conference Theme and People's Choice. We are hoping every Guild will be able to show their creativity and members' talent with a booth. Please e-mail the name and email of your Guild contact person to: Sharon Schroeder at jimandsharon.schroeder@gmail.com, or phone her at 406-546-5110.

This is a great opportunity to highlight the work of your Guild and members. For more information monitor the MAWS conference website.

Upcoming Events

March 19, 2016 - Log Cabin Spinners Spin In North Idaho Fairgrounds, Coeur d'Alene, ID
On site camping available
Information and vendor applications will be released early January 2016. To be included contact: Patty Kinast--amazinggracevalleyranch@hotmail.com, 208-661-4977 or Anna Anderson--calico-farmsbunnys@yahoo.com, 509-599-6360


May 20-22, 2016

Fiber in the Forest is held near Eugene, OR at Camp Myrtlewood, a scenic rustic retreat located in the Coast Range off Highway 42, 40 miles west of I-5. Three-day workshops are taught by enthusiastic fiber teachers-with plenty of free time for hiking, talking, and enjoying the spring! Visit eugenetextilecenter.com to register and for more info.

June 26-July 2, 2017 - Treadle Lightly 2017 ANWG Conference at the University of Victoria hosted by The Victoria Handweavers' and Spinners' Guild. More information at <http://www.anwgconference2017.com/>.

June 23-26 - 2016 - MAWS 2016! - Fibers on the Flathead will be hosted by the Alpine Weavers and Spinners Guild. The conference location is the newly renovated Flathead Lake United Methodist Camp at Rollins on the west shore of Flathead Lake. The website for the venue is <http://www.flatheadcamp.org/>.

June 26-July 2, 2017 - The Victoria Handweavers' and Spinners' Guild is joining with ANWG to host the 2017 ANWG Conference at the University of Victoria.



Registration Opens January 15!

Go to www.mawsonline.org/index.html

for all your information for the Montana Association of Weavers and Spinners' biennial event.

Pre-conference with 6 classes June 22 -23

Conference, June 23 - 26

Time to Pre-Plan your Registration, but first a few reminders:

Living Treasure Nomination

MAWS members, remember to submit your **Living Treasure** nomination to recognize and honor MAWS members who have made outstanding contributions in the field of fiber arts. Nomination forms, available at www.mawsonline.org/index.html, are due by **March 15, 2016**. Remember, a person must be nominated by at least two people to be considered.

There are MAWS Scholarships!

Apply early to get good class selection!

The deadline for scholarship applications has been extended to **February 5, 2016**. Look for the form in your October MAWS newsletter or at www.mawsonline.org/index.html.

Recipients will be given a code so that their scholarship amount will be deducted at the time of registration, or if they wish to register prior to notification, they will be reimbursed at the conference.

Call for Vendors! New Great Rates. Extended Deadline.

Apply now for this bargain rate, the least expensive way to attend the conference

Find General Information and Application at www.mawsonline.org/index.html to sign up now for the 10 to 12 indoor spaces! Vendors will have the option to take classes on Friday, June 24. We are hoping for around 100 attendees, with an Open Market from 9 to 4 on Saturday for people from off site to come shop and to see the *Lakeside Story* open-show gallery. Vendors are invited to stay at the camp and eat meals with the attendees. Vendors apply and register through Vicki Faulkner at vickiann@centurytel.net. Early applicants will be given priority for the six RV spaces and assurance of getting into the class they want. Last date to accept applications is June 9, 2016, or until all spaces are reserved. **See the vendors' schedule in General Information** on the website.

Class Change

Notice on the class lists and descriptions that Steve McEwen's class has been cancelled due to a business conflict that he could not get around. He will be missed, but we have been fortunate to have Jane Fournier agree to teach a spinning class, *Making the Most of Color*. Check out the updated and more comprehensive Class Descriptions at www.mawsonline.org/index.html for details on all classes.

Next Page: How to Register

Fibers on the Flathead Registration Information

The preferred method of registration is online. You will be able to see which classes are available and reserve your spots immediately. If you don't have a computer, try to find someone who does to help you. If that won't work for you, call Carole Baginski at 406-890-0199, no earlier than January 15, 2016.

Before registering online, you will need to go to www.paypal.com to sign up if you do not already have an account. It is a free service that helps safeguard your transaction.

HOW TO REGISTER

You are encouraged to register early to ensure greatest selection of classes. Once a class maximum has been reached, registration for that class will close but a waiting list will be kept.

Pre-plan your registration. At www.mawsonline.org/index.html, you will find these instructions for registering. Start with the Registration Planning Form that shows what each conference option includes. Pre-conference attendees who are just taking either *Beginning and Rusty Spinners* or *Silk Tasting* may use the Ala Carte section to sign up for the class and their meals and lodging. People from either conference who are not planning to stay at the camp may also sign up for the Thursday evening BBQ dinner under the Ala Carte section. Also note the Special Requests section at the bottom. All meals will have vegetarian options at no additional charge, but for more specialized diets, the camp needs to know in advance and charges a daily fee, regardless of the number of meals a person will be eating.

Those who are not current MAWS members will be able to pay an additional \$10 fee for 2016 dues as they register. Not sure if you have paid? Contact Linda Shelhammer at [mailto:shara@bresnan.net?subject=MAWS membership](mailto:shara@bresnan.net?subject=MAWS%20membership)

After completing the **Registration Planning Form**, proceed to the Class Schedule for an overview of the classes. You can then explore Class Descriptions and Instructor Bios to help you choose your classes. You may want to note second choices in case you find that desired classes are full.

If you have a disability or needs of any sort that would affect where you stay or what kind of access you need for classes, contact Joan Goldstein at hjgolds@hotmail.com or 406-837-3599.

The registration link will be posted on the website on January 15. Remember to continue all the way down the list to ensure that you have selected all options that apply to you. Once you click on Buy Tickets, it will take you to a section to complete your personal information and Pay Pal payment.

Please be aware of the following camp rules:

- PARTICIPANTS UNDER 18 YEARS OF AGE must be accompanied by a parent throughout their stay.
- NO ALCOHOL OR DRUGS ARE ALLOWED AT THE CAMP. This includes medical marijuana.
- NO PETS, EXCEPT FOR SERVICE ANIMALS, ARE ALLOWED ON THE CAMP GROUNDS.
- NO SMOKING IN OR NEAR CAMP BUILDINGS. The designated smoking area is in the parking lot, in a personal vehicle. Do not put cigarette butts on the ground.
- FLUMC IS A WEAPONS-BULLYING-HARASSMENT FREE ZONE.
- CAMPERS CLEAN THE CABINS IN WHICH THEY STAY PRIOR TO CHECK OUT 11AM SUNDAY MORNING.



Vendor Application Form

Send completed form and a picture of your booth to
Vicki Faulkner by June 9, 2016: vickiann@centurytel.net
 898 Wagner Lane • Kalispell, MT 59901 • 406-752-3338

Name: _____
 Business Name: _____
 Street Address: _____
 City: _____ State/Province: _____ Zip: _____
 Phone Number: _____ Cell: _____ E-Mail: _____
 Type of merchandise: _____

Registration Plan

Payment is to be made with contract which will be sent applicant once application is accepted

Indoor Space				
Preference (1,2,3)	Size	Rental Fee	X # spaces	Total
	10'W X 8'D	\$50.00		
	12'W X 8'D	\$60.00		
	19'W X 8'D	\$90.00		
Camp Fees: Choose one of first two plus all that apply			X # people	Total
3 nights cabin, RV or tent site + 8 meals – per person		\$135.00		
Day Use Fee if not staying at camp – per person		\$15.00		
Special Diet * for 8 meals: add		\$15.00		
Ala Carte Meals (if not staying at camp)				
Lunch June 24 and 25 i		\$14.00		
Dinner June 23, 24 and 25		\$21.00		
Special Diet * lunch only: add		\$10.00		
Special Diet * for 3 days: add		\$15.00		
*Gluten-free, dairy-free, vegan: the camp charges an additional \$5 per day, regardless of the number of meals eaten. Vegetarian options will be offered at all meals at no extra charge.				
Friday Class Registration (spot to held once contract is received)			X # classes	Total
Half Day Class Class Name(s):		\$45.00		
Full Day Class Class Name(s):		\$90.00		

Accommodation requested (all same cost, at per person rate above):

_____ RV site with water and electrical hook-ups but no dump station
 _____ Camper or trailer site with no hook-ups
 _____ Bed in cabin dormitory (males & females in separate rooms): # females: _____ # males: _____
 _____ Tent site

MAWS Registration use:

Date Application Rec'd: _____ Notification Regarding Acceptance Contract Sent: _____
 Contract/Payment Rec'd: _____ Check #: _____
 Class Registration Completed: _____ Confirmation Sent: _____

MAWS Scholarship Form

To encourage attendance at the MAWS biennial conference by those on a tighter budget, MAWS will grant \$100 scholarships to five conference registrants. This scholarship is open to all MAWS members, but can only be applied to conference costs.

Name:

Address:

Email:

Telephone:

Are you a MAWS member?

If so, when did you join?

Do you belong to a guild?

Which one?

Which are your main fiber arts interests?

How long have you been doing them?

Have you attended a MAWS conference before?

Why do you want to attend the MAWS Conference?

How do you plan to share what you learn at the MAWS conference?

List other factors which might make you a good candidate for a MAWS scholarship

Please write a brief letter on the back of this sheet to the committee about your experience in the fiber arts, classes you have taken, photos of your work, etc.

Two references from fellow fiber enthusiasts supporting your application must be included.

INFORMATION PROVIDED IN THIS APPLICATION WILL NOT BE SHARED WITH ANYONE OUTSIDE OF THE SCHOLARSHIP COMMITTEE.

(see page 8 for where to send your completed application)

Thank you for your interest in the MAWS Conference.
Scholarship applications should be printed, filled out and sent to:

Judie Overbeek
2953 Rufenach Lane
Kalispell MT 59901
OR
Gwen Haferkamp
136 Sam Leo Road
Miles City, MT 59301

Submissions must be received by March 15, 2016. Notification of award will be given within two weeks of this deadline.

Thank you to Heather
Torgentrud for sharing this!



Photo: Heather Torgentrud

At the Christmas party, Barbara Hand said these easy-to-thread wool needles had “changed her life,” so I popped over to Joseph’s Coat to buy a package to feature here. If you work with a lot of thick wool yarns these look like just the ticket.—*Heather*



Western Pleasure BASKET RETREAT

Weaving in the
Wild,Wild,West!
WPBR-I April 28-
May 1st,2016 AND
WPBR-II May 5-8th,

Jill Choate
PO BOX 557
Moyie Springs ID 83845
208-946-3655
jill@jchoatebasketry.com
www.jchoatebasketry.com

Plan to join us for the 3rd Annual Western Pleasure Basket Retreat, in Sandpoint, ID at Idaho's famous Western Pleasure Guest Ranch. Come join us for four days and three nights of weaving away the hours at a working ranch nestled in the mountains of north Idaho. It's a pick-up-passion retreat where you tell us what you'd like to learn to weave. Whether it's an independent study to create an idea that you have or to learn one of Jill's classic antler designs it's always a lot of serious fun.

Bonnie T's Latest Projects



At left, "Woven Words Blanket in Four Panels. Words depicted are LOVING KINDNESS, JOY, COMPASSION, EQUANIMITY. Although you can't 'read' those words, the letters are counted out in each panel. The warp is Weavers Wool from Mountain Colors and the weft is doubled, one strand of Juggerspun 18/2 merino and one strand of winter lace from Mountain Colors. I was planning (obviously not well enough) to make three 28" panels. After I finished weaving the first panel, I realized I had not taken into account drawing in. I was aiming for the finished dimensions 84"x 86". The finished blanket measures 84"x100".

Below left: "One skein of weavers wool is enough to make a scarf 6"x 72". I went way out of my color comfort zone on 2015 Dye Day at Mountain Colors, but am charmed by the results."

Below right: "Color Horoscope Weaving in Tencel 8/2 sett at 24 epi."



Photos: Bonnie Tarses



Photos
from
around
the guild.



Scarf in progress on Linda Johnson's loom.

Photo by Linda Johnson



Marled yarn spun by Edie Schilz.

Photo by Shelley Devine



Interlaced crocheted potholder made by Shelley Devine.

Photo by Shelley Devine

Thanks Heather Torgenvrud and the Missoula weaver's Guild for those submissions.

News from our Guilds



From the Missoula Weavers Guild:

**Submitted by
Heather Torgrenrud**

November Meeting - We were informed and inspired by Martha Newell's presentation on the weavers of Nepal at our November guild meeting.

She set the stage with background information about the country and its diverse culture, before talking about Ganes Himal Trading, a wholesale import company that has sold Fair Trade goods from the region for many years.

The folks who started Ganes Himal Trading also founded the Conscious Connections Foundation. Martha is on the board of that non-profit organization, and one of its objectives is to better the lives of weavers and other artisans in Nepal. Another is to support education there. I found the personal stories Martha told especially meaningful—like that of the woman who cried when she received her first paycheck from the local fair trade cooperative. She had never been allowed to handle money before and had never had any money of her own. The cooperative helped her start a savings account, which she eventually used to better her family's situation and put her children through school. She wove on a rustic counterbalance loom, such as we might call a barn loom, equipped with a fly shuttle, and produced about a meter of cloth per hour.

Martha shared first-hand stories of how the earthquake in Nepal last spring devastated the country and lives of the

weavers, many of whom lost their homes and looms.

She brought "hand-made in Nepal" items for sale and many guild members did some holiday shopping to help a worthy cause.

Martha noted that many of the items she brought to sell are also available at the Jeanette Rankin Peace Center's store at 519 South Higgins. — Heather

Martha says: "For updates on Nepal, go to: <http://consciousconnectionsfoundation.org/artisan-earthquake-relief-projects/>. To help earthquake recovery in Nepal, go to: <http://consciousconnectionsfoundation.org/give/>.

There you can choose between rebuilding artisan homes or the Power of Five, supporting education in Nepal."

Show and Tell:

From Sharon Schroeder: "The table runner is in a Swedish Lace pattern on 6 shafts. The warp is rayon and the weft is tencel with a sett of 20 epi. The napkins are plain weave in 8/2 cotton with a sett of 24 epi."

From Posey Nickens: "For the belt I used left-over wool from previous projects and like the way it turned out."

Therefore, I think it is another way to use small lots of wool yarn."

Diana Hachenberger's knitted fox relaxed on the couch in the entry to the T-1 building at the November meeting.

She made the scarf with wool from her own sheep.

From Jessica Stine: "These scarves were woven from Cas-



cade Heritage Silk yarn, solid black for the warp and variegated for the weft. The sett was 16 epi, and I alternated between two picks of tabby and two picks of 2/2 twill."

From Bonnie Tarses: "Diana Hachenberger gave me a couple of skeins of her beautiful spun merino wool from her very own sheep. 'See what you can do with this,' she said.

And this is what I did. I wove on the Saori loom using a black cotton 10/2 warp sett at 12 epi. I inlaid some of Joan Contraman's 'dyed locks'

to add color. When Joan saw the piece, she said, 'I never thought of using the locks this way. I am going to have to try it.'

Found on Facebook

These photos were collected from Facebook. To submit your own creation or fiber news for MAWS newsletter publication please email it to traceyhensen@gmail.com.



Shared by Bonnie Tarses: I don't know if Mountain Colors had any dye left over after Dye Day, but on this snow day, it is fun to play with these colors. Sett 12 epi (Weaver's Wool) details of 2 scarves, weft double strands of Juggerspun 18/2 merino.



Shared by Linda Shelhamer (via Moss Mansion): Here's a fun fact about Melville Moss for Fun Fact Friday! Melville was a member of the Weaver's Guild in Billings. When the Weaver's Guild came to the Moss home, they often sat in the sitting room to weave and Melville would make little cookies for the women to try. Here is a picture of the Weaver's Guild in 1959.



Please note we dress slightly different for Billings Weavers Guild meetings these days. LaVerne McComas is the young one sitting on the right.



Shared by Joan Contraman: Handspun, hand knit scarf using Crosspatch Creations Signature Blend - Prairie Dawn. The pattern is from Ravelry.



Shared by Ruth Terry: Having fun on a snowy day with Interweave Weaving Today's Heart 'n Bones scarf. I purchased the kit and it's been fun just making rather than taxing my brain with planning.



Shared by Tammy Daugherty Jordan: Beaded yarn that I learned how to make in Randy Glick's class a couple of weeks ago in Billings!



Shared by Diana Lasa Blair: Finished processing, spinning and weaving 2 - 3'x5' rugs for Felicity Fibers.



Shared by Susan Lohmuller: Finally finished the scarf from Bonnie T's Almost Ikat workshop that I attended at Missoula MAWS! I was last in line to select a variegated tencel yarn from her stash so was working out of my color comfort zone, using charcoal, mauve and rust, . I added individual threads here and there of bright red and teal to jazz up the warp and define the ikat areas. The weft I chose was 30/2 deep rose pink from Redfish dye. The scarf ended up to be rather long, 72 inches. (Bonnie, did you mention how long we were to weave them?? I had thought 80 inches on the loom.) I added two different crystal and sterling beads to the fringe for sparkle because the only time I wear scarves is when I dress up. At long last, I have woven my first wearable! And plain weave was perfect for this project.



In December, the Prairie Handspinners Guild were invited to the Shepherd Elementary School to demonstrate spinning for their Colonial Days event. Each student received a stick spindle and fiber and learned how to use them. We had so much fun! Thank you to Margaret Wiser, Kathryn Petersen, Heather Larkins and Heather Johnson for doing such a great job with all the kids and demonstrations.



Prairie Handspinners Guild Annual Christmas Party

Photos by Tammy Daugherty Jordan

Marge Ferrin and Alena Larson - they did an amazing job decorating, making items, securing donations, and running the gift exchange.



Sandy Gillitzer showing off her scarf compliments of Tammy Daugherty Jordan.



Julie Norman showing off her new scarf compliments of Trish Kellinger.



Amanda Agyeman-Budu's daughter showing off her mittens, compliments of Tabitha Calvert / Zoe Jones.



Tabitha Calver showing off her nuno felted scarf, compliments of Alena Larson.



Three ladies (Carol Bender, Melina Hawkins and Tabitha Calvert) having so much fun! (Or getting ready to get into trouble.)



Sandy Gillitzer showing off her Christmas stocking (aka her new sock) compliments of Tammy Daugherty Jordan.



Melina Hawkins showing off her new wool hat, compliments of Ellen.



Trish Kelling showing off the t-shirt tote made by Amanda Agyeman-Budu's daughter.



Prairie Handspinners Guild Annual Christmas Party

Photos by Tammy Daugherty Jordan




Raven Ridge Fiber Arts Colorways Inspired by Montana Landscapes

Solaris Knit-a-Long

I'm participating in the **Solaris Shawl** Knit-a-Long, using these colorways of my Aight yarns. From top left and around, Larches in Fall, Huckleberry, Pine Bark, Flathead Cherry, Weathered Wood, and Vixen. The pattern is from **Mairlynd** on Ravelry.



Here's the progress I've made so far. The main color is Weathered Wood, and the stripes so far are Flathead Cherry, Huckleberry, and Pine Bark (l to r).



Lisa's First Knit-a-long

Thanks to **Ewe and Brew** in Meridian, Idaho, for their permission to post photos of this lovely shawl.

"Lisa finished her first Mystery Knit-a-long! It's just gorgeous! She used the yummy Raven Ridge Aight in Wild Blue Flax and Spring Sapling - a pretty pairing! Beautiful job Lisa!"



I wish everyone a wonderful holiday season! Thank you so much for your support!



**Report to the MAWS Board
Mountain Colors Dye Day
Hosted by the Missoula Weavers Guild
Sponsored by the Montana Association of Weavers and Spinners**

Submitted by Vanetta Burton, Missoula Weavers Guild

Our Mountain Colors Dye Day was a huge success! Thank you MAWS for providing a Workshop Grant, and owners Diana McKay and Leslie Taylor, and staff Lynette Thomas and Brenda Garrett of Mountain Colors for hosting us. We had a full house on November 7, 2015, with some traveling icy roads to get there.

Notice about the workshop was posted on the MAWS website as well as being publicized in the July 2015 MAWS Newsletter. Registration by email opened on September 1st and we had our limit of 24 participants before noon, with 8 on the waiting list. As it turned out, some individuals had to drop out so anyone on the waiting list, who was still able to attend, was able to participate. Pre-workshop day communication was done via email and everyone seemed to think that worked well.



*Wonderful Staff at Mountain Colors
Back row: Brenda Garrett, Leslie Taylor
Front row: Lynnet Thomas, Diana McKay*

Mountain Colors agreed to charge us \$250 for their services, which was to cover the cost of hiring extra help for the day, as well as cover the cost of the dye. The only stipulation by Mountain Colors was that everyone would purchase yarn from their on-hand selection. Leslie Taylor reported that we went through gallons of dye. The award of the MAWS grant (\$250) offset the cost of the workshop to Mountain Colors, but with hiring staff and purchasing dye, and electricity, probably did not cover all their costs.

Initially we were asked to let Mountain Colors know ahead of time, what yarns we would be using in case some had to be pre-wound. Because of the volume being requested, Mountain Colors staff decided not to pre-wind orders, but have participants select yarn of the racks when they arrived. This caused some confusion as not everyone had brought their lists and could not recall skein pricing. Eventually everyone was able to make their selections and by 10:00 a.m. we were off to the dyeing room. Anticipation levels were high as we began pulling skeins out of the washers and hanging them on wooden racks. The outcome was beautiful and surprising; everyone seemed pleased with their results.

Participants were asked to send their comments on the workshop, and these are to follow. **At this writing, 12 of the 24 have submitted comments. Among those 12, 51 skeins were dyed.** Everyone who provided input for this report stated that the staff at Mountain Colors were amazing as they talked us through choosing our yarns, how to add dyes to our skeins, getting our items into the steam trays and rinsed out.

Hopefully, we will see some of our yarns turned into projects we can admire and share at the **MAWS Conference 2016, Fibers on the Flathead, in June of 2016.**

Sampling of comments:

- “I loved being able to see what the other participants chose for color combinations. My pictures of the yarns on the drying racks did not show how glorious all the skeins looked in person!!”
- “..it was a bit congested but well handled. With so many people - I think it may have been a bit hard for the first timers to hear and see the demo, and to grasp the idea of how to blend colors.”
- “Registration and pre-info were excellent! I was able to get 8 skeins dyed. Maybe limit participation to 20 next time or split into two groups with morning and afternoon sessions.”
- “I didn't feel it was congested... I would have liked more instruction at the beginning.”
- “The folks at Mountain Colors were amazing, they worked so hard. I can't believe they let us all invade their space, shared their process, and worked without stopping all day to get all our yarn processed. I learned a lot and now feel that I can do this. I do hope you will continue to support this fine local opportunity!”
- “I dyed 4 skeins and loved it. Everyone was friendly and I felt that the MAWS grant was so welcome since my only costs were the materials. I would not have been able to attend the workshop if there was a charge on top of it. I really appreciate the Missoula guild opening up the opportunity to other guilds.”
- “I think it was marvelous and a great experience. I was thrilled to be able to attend and terribly pleased with the staff there. I also love the wool I brought home.”





(Two photos at left) Shared by Bonnie Tarses: I am so thrilled with the yarn dyeing workshop at Mountain Colors. I can't wait to get weaving! Thank you, thank you Mountain Colors!

History of the Montana Association of Weavers and Spinners

Compiled by Joan Goldstein

The beginnings of the Montana Association of Weavers and Spinners (MAWS) date back to late May, 1981, when the Missoula Weavers' Guild held a day-long conference attracting about 130 weavers. A proposal to have a regular statewide activity was passed on that day, so it was considered the first MAWS meeting. An attempt to hold a conference in Great Falls in 1982 was canceled due to limited enrollment, but the organizers persisted, working with the Montana Institute of the Arts. Publication of a newsletter began almost immediately. In 1982, the group obtained non-profit 501 c3 status and held another conference.

After a few years, the decision was made to hold conferences every other year, in even years to alternate with the years of the biennial conferences held by the Association of Northwest Weavers' Guilds. Six different Montana regions have taken turns planning and hosting the event.

On July 9, 2004, by-laws of the organization were amended to expand the focus of the organization to include a broader spectrum of fiber arts, including weaving, spinning, felting, basketry and associated fiber arts. The name remained Montana Association of Weavers and Spinners.

The organization's "purpose is to promote and encourage fiber arts throughout the state of Montana, and to help fiber artists forge links to their peers" (as stated on the MAWS website.) To help fulfil that commitment, MAWS developed a website under the Association of Northwest Weavers and Spinners website in 1998. In late 2006, MAWS created its own website, mawsonline.org, after filling the website coordinator position that was approved at the August 2006 general meeting in Bozeman. The website includes quarterly MAWS and guild newsletters, photos and information from the state's guilds, updates on conferences and events, links to Montana fiber artists and businesses, and classified ads. It will also be the on-line registration site for the MAWS 2016 *Fibers on the Flathead* conference. This website has served as a finding tool for aspiring and new-to-the-state fiber artists, families who have inherited fiber arts equipment, and people looking for fiber artists for educational or production purposes.

Montana Wool Growers Association announces new executive secretary

The Montana Wool Growers Association announced the hiring of a new executive secretary, Jesse Wallewein, approved by the board at their meeting during the 132nd Annual Montana Wool Growers Convention held in Billings earlier this month.

Jesse was raised east of Sunburst, Montana, graduating from North Toole County High School in 2008. Being raised in the barn helping with her family's cattle and sheep, the love of the ranching lifestyle runs deep. She followed her passion for agriculture, and graduated from Montana State University in 2012 with a Bachelor's Degree in animal science – focusing on livestock management and Industry. She now resides near Whitlash, Montana in the Sweetgrass Hills, near where she grew up. She has her own small commercial herd of black Angus cows that keep her busy and she is also actively involved in her parents farming and ranching operations. Having spent 10 years in 4-H, she volunteers to help the local 4-Hers with their animal projects and was recently elected to the Marias River Livestock Association Board of Directors.

"I feel blessed and honored to have been chosen to help lead the oldest agricultural organization in the state. In the small amount of time that I have held this position, I have never felt more welcomed

by anyone than this organization welcomed me during their Annual Convention. They treated me like family and gave me the confidence I needed to step into this position. I had an absolute blast at the convention in Billings, meeting many new faces along the way. All I can say is, "Wow, what a great group of people!" I am looking forward to working with some of the most progressive and dedicated sheep producers in the state of Montana. Brent Roeder (outgoing executive secretary) has been so helpful in "showing me the ropes" as tasks within the organization are turned over to me. Rest assured, he will be on my speed dial for the next several months as I become more familiar with the organization and its membership. Thank you, Brent."

Wallewein is taking over the position from Brent Roeder, of Fort Shaw, as he steps into his new role as Teton County Ag Extension Agent. Jim Brown, policy director for MWGA, remarked, "It has been an absolute pleasure working closely with Brent on matters related to the Association since the time of his hire. Brent has a long history and deep experience in the agriculture field and that experience and knowledge worked to the benefit of Montana's sheep industry. During his time as executive secretary, Brent has greatly improved the working relationship with the MWGA and

its membership. He has provided a face for the Association that the membership saw during both the time of the State convention and at the time of shearing. Under Brent's watch, the Miles City Ram Sale has also reached a high place of prominence within the Industry, and the wool lab's financial circumstances have been stabilized. I am pleased that Brent has landed a job that will allow him to spend more time at home and with his family, but it's difficult to say goodbye who has the left Association in a much better place than when he found it."

Roeder took the position in January 2012 and has since then, worked endlessly for the sheep and wool producers in Montana and in the organization. The MWGA would like to thank Brent for his time spent with the Association but knows that this is not a "Good-Bye," but rather a "See You Soon."

The Montana Wool Growers Association was established in 1883, making it the oldest agricultural organization in the state. MWGA works to preserve and promote the sheep and wool industry in the state of Montana and nation-wide. To learn more about the Wool Growers or their membership, please contact Jesse Wallewein, executive secretary, at 406-450-3429 or visit www.mtsheep.org for more information.



Jesse was raised with sheep on the family ranch near Sunburst.

Photos courtesy of Montana Wool Growers Association



Jesse Wallewein has been hired as the executive secretary for the Montana Wool Growers Association.

How guilds can apply for a MAWS grant

Four MAWS Workshop grants of up to \$250 each are available to member guilds at the discretion of the board. No grants are offered on conference years. These are used to help defray the expense of bringing an instructor to the host city. Participation in the workshop must be made available to MAWS members state-wide and must be advertised through the MAWS newsletter or by correspondence with the other MAWS guilds. Registration should be open on a date specified in the announcement of the workshop. Local guild members

will also be held to that date (no early registrations). Requests should contain the following information:

- Instructor name
- Classes to be offered
- Dates, time and place of workshop
- Total cost to guild
- Maximum number of participants
- Plan for communicating to MAWS members

- Beginning registration date
After the workshop is over, the host guild will send the board a written report to include the following:

- Number of participants
- A description of the workshop content
- How you liked it/or didn't
- Some photos if possible
- Anything else you think might be useful!

The intent is to give future workshop planners some concrete information about the instructor, their classes and teaching success.

Contact MAWS president Sylvia Calantane (see page 2) with questions.

Dues policy for MAWS

Guilds are encouraged to have the date their dues are due be October 1st so that MAWS dues could then be sent to Linda by November 1st. Thank you for your consideration.

MAWS Online

Please check out the site at www.mawsonline.org. Your feedback is critical and much appreciated. Send your ideas on ways to improve the site. Some of the links you find are still under construction but as time allows and information is provided – they will all be updated.

Websites are a wonderful thing and a great way for MAWS members to stay

connected but they do need constant attention. New photos, upcoming events, change of officers or duties updated contact information needs to stay current. Don't forget to submit your guild's newsletter if you have one. If your guild has a contact person – please send that information along to Kathy at ohern_1@mawsonline.org.

Order of Rotation for MAWS Conferences:

**Bozeman
Helena
Billings
Missoula
Great Falls
Alpine - 2016**

Note: You can place quarter page paid ads for \$15 an issue.

Our newsletter reaches over 300 fiber artists. Contact Tracey Hensen: traceyhensen@gmail.com.

Montana Association of Weavers and Spinners (MAWS) is a 501(c)(3) nonprofit organization. Membership runs from November 1st through December 31st. Annual dues are \$8 and include a newsletter subscription. To join MAWS, send dues to: **Linda Shelhamer**, 446 Tabriz Drive, Billings, MT 59105. She can be reached at 406-259-9160 or by emailing shara@bresnan.net. Donations to help offset expenses are gladly accepted and can be mailed to Linda.

Next Newsletter deadline is April 1, 2016.

Email articles to Tracey Hensen at traceyhensen@gmail.com

Or snail mail: 1016 W. Montana, Lewistown, MT 59457

Phone: 406-366-3738

